

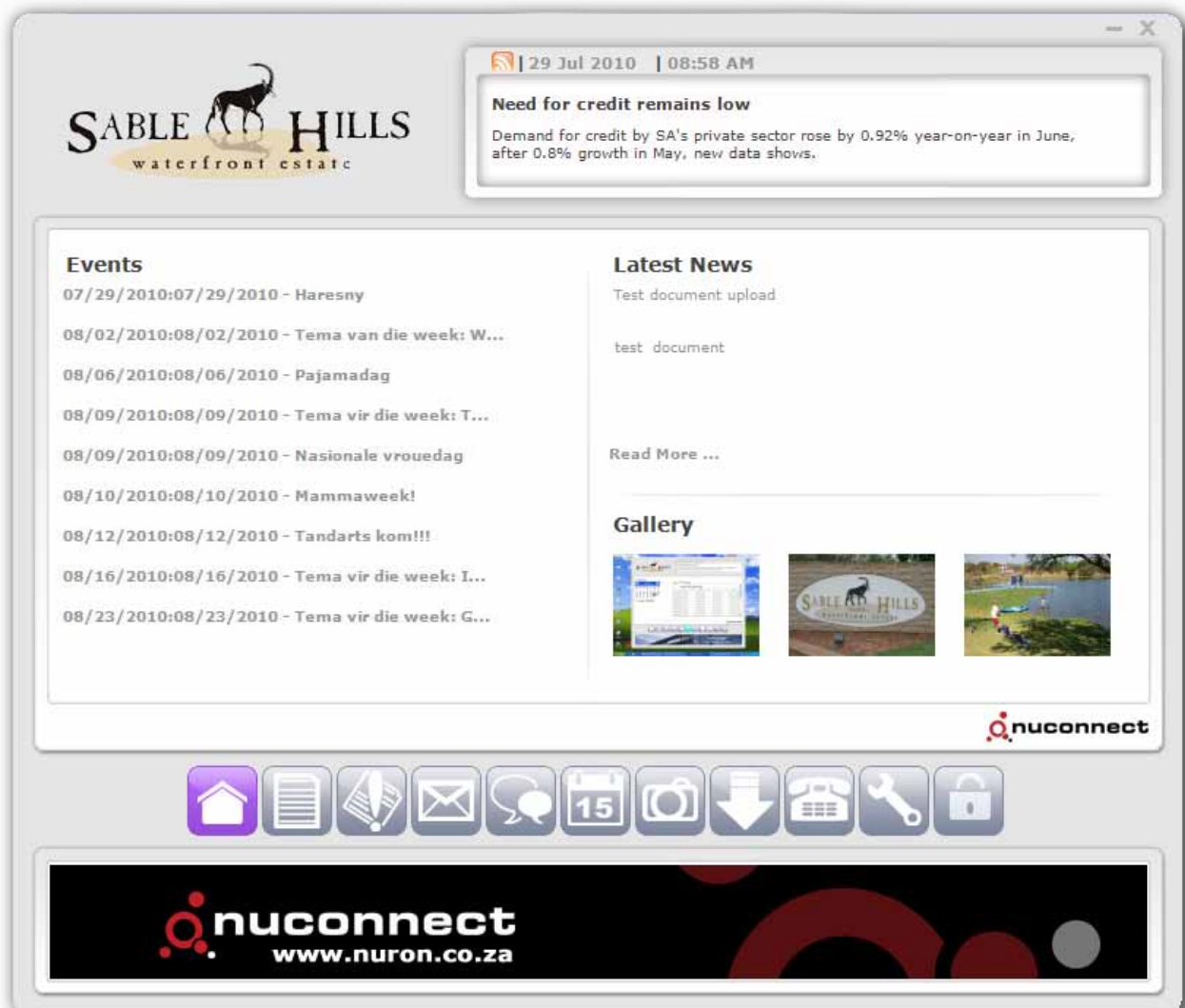
 a guide to using
nuconnect

Introducing nuconnect

Nuconnect merges various communication platforms into one easy-to-use desktop application. Stay in contact with clubs and members and update events and galleries. Use Nuconnect to send your own newsletters or "forward" other newsletters with it.

Nuconnect is the perfect solution to enhance communication within your business.

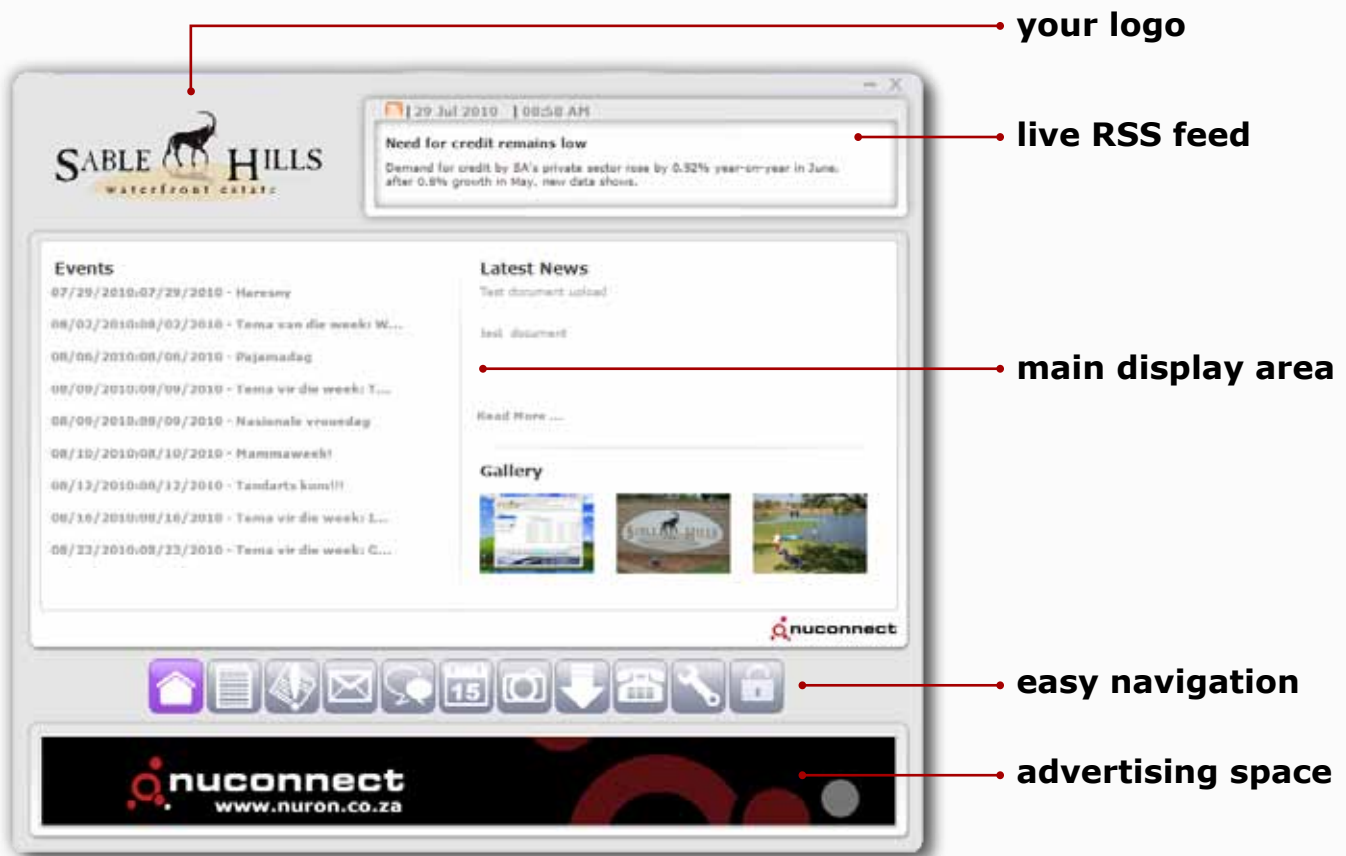
***"The single biggest problem with communication is the illusion that it has taken place."
- George Bernard Shaw***



The screenshot shows the nuconnect desktop application interface. At the top left is the logo for SABLE HILLS waterfront estate, featuring a silhouette of a kudu. The top right shows a system tray with the date and time: 29 Jul 2010 | 08:58 AM. Below this is a news snippet titled "Need for credit remains low" with a sub-headline "Demand for credit by SA's private sector rose by 0.92% year-on-year in June, after 0.8% growth in May, new data shows." The main content area is divided into two columns. The left column is titled "Events" and lists several dates with corresponding event titles, such as "07/29/2010:07/29/2010 - Haresny" and "08/02/2010:08/02/2010 - Tema van die week: W...". The right column is titled "Latest News" and contains a "Test document upload" section with a "test document" link and a "Read More ..." link. Below the news is a "Gallery" section with three small images: a screenshot of a website, a sign for SABLE HILLS waterfront estate, and a group of people on a boat on a lake. At the bottom of the application window is a toolbar with icons for home, list, document, email, chat, calendar, camera, download, phone, settings, and lock. The footer of the application displays the nuconnect logo and the website address www.nuron.co.za.

nuconnect application

How to use Nuconnect



Home - Default screen when opened



News Letter - Receive updated news



News Flash - Important messages



E-mail - Direct e-mail to the company



Chat - Chat with others clients



Calendar - Calendar, events and meetings. Sync with Outlook option.



Gallery - Latest images



Downloads - Resource portal



Contacts - Company contact details



Settings - Update your personal details



Log out - Log off your sessions



Notification pop-up

When there are new news or any update you will receive a pop-up in the corner of your screen. You can directly access that information by clicking on the pop-up

The nuconnect communication process

The **Company** distributes the supplied download link to its **Clients** via e-mail.

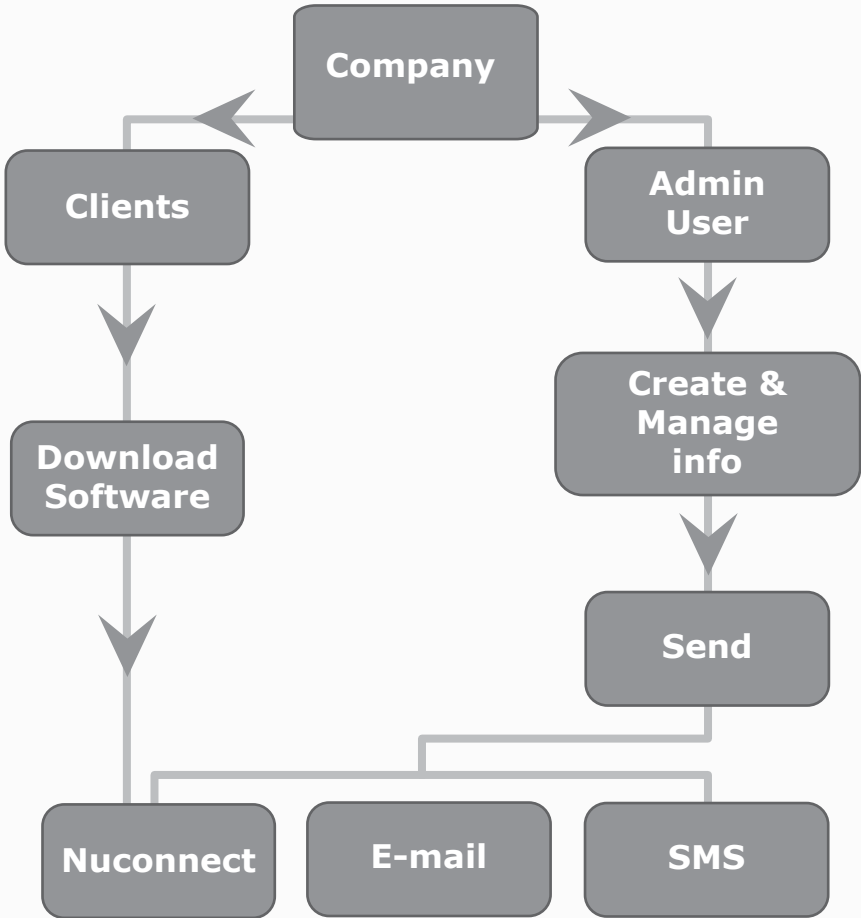
The client **downloads and installs** the software and opens nuconnect on their desktop.

The company assigns an **administrator** to manage nuconnect and to **create and send** out company information to the clients via nuconnect.

The administrator then **populates information** in the form of News letters, E-mails, Calendar events and Galleries.

After completion of information, the administrator sends it directly **to the client**, which will be delivered via the Nuconnect application.

The information then gets delivered in three mediums, **nuconnect, email and sms.**



The nuconnect backend



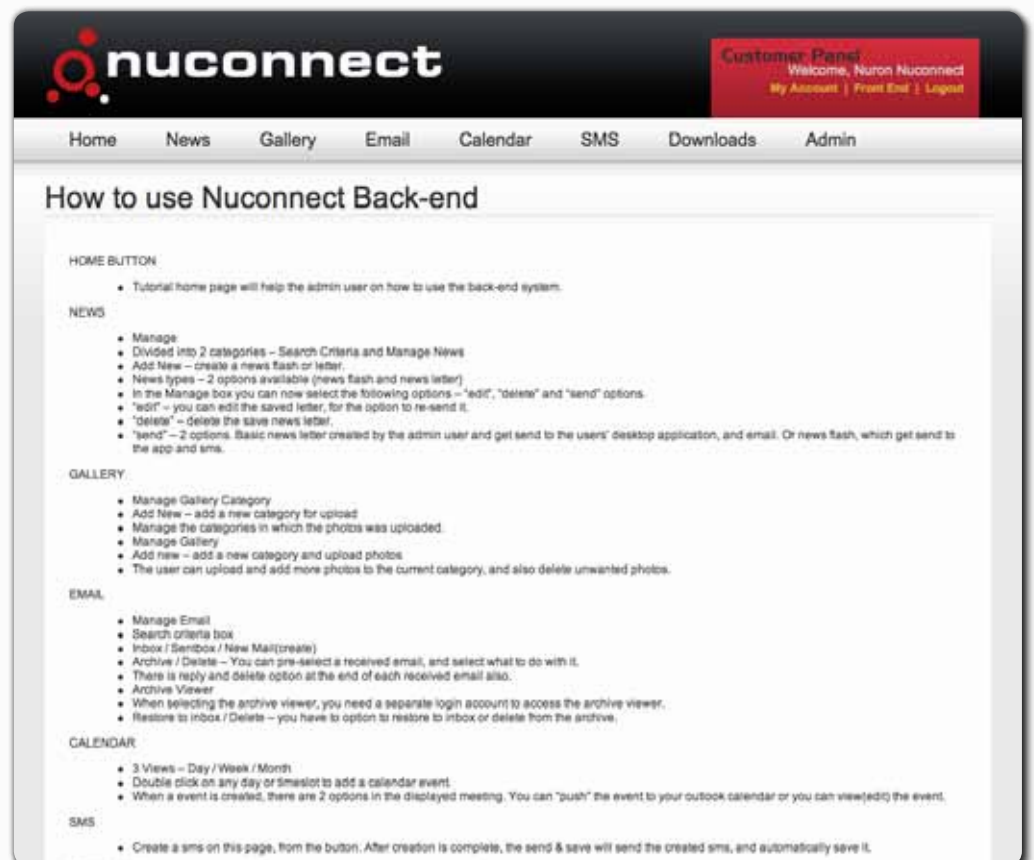
Visit nuron's website, www.nuron.co.za, and log into your nuconnect account. From here you can manage and create content to send to your clients.


The company's administrator will use the backend to populate all the related information and send it to the clients via nuconnect, e-mail and sms.

Information is immediately delivered to the clients desktop.

The backend is easy to navigate with clearly indicated function tabs.

Added feature on the backend is a bulk sms function for your nuconnect clients.





Newsletters:

Create and save newsletters and newsflashes with the text editor.

Letters can be created and saved to be sent by the administrator at a later stage.

Calendar:

Create and manage events and important dates on the calendar.

Attachments can be added to the events in the form of a document or photos.

Sync with outlook option available with all events.



Support

Feel free to contact us with any queries regarding our product

Support E-mail

support@nuron.co.za

Support Help-line

082 804 2111

083 279 4202

Buying a licence & Business Opportunity

admin@nuron.co.za

Advertising

admin@nuron.co.za

